Multi-Camera Speaker Tracking Deployment

Deployment Recommendations

When deploying the hardware for Multi-camera speaker tracking, we recommend:

Distance Requirements

- Measure the distance from each camera to the farthest participant within its assigned coverage area, subject to the following device capability limits:
  - SmartVision 80: up to 10 m, from camera to the farthest participant.
  - UVC86: up to 8 m, from camera to the farthest participant.

> If the maximum range exceeds 8 meters, it is recommended to use four cameras.
> The device capability limit is the recommended deployment distance. At longer distances, tracking accuracy may decrease, and multiple participants may be framed together.

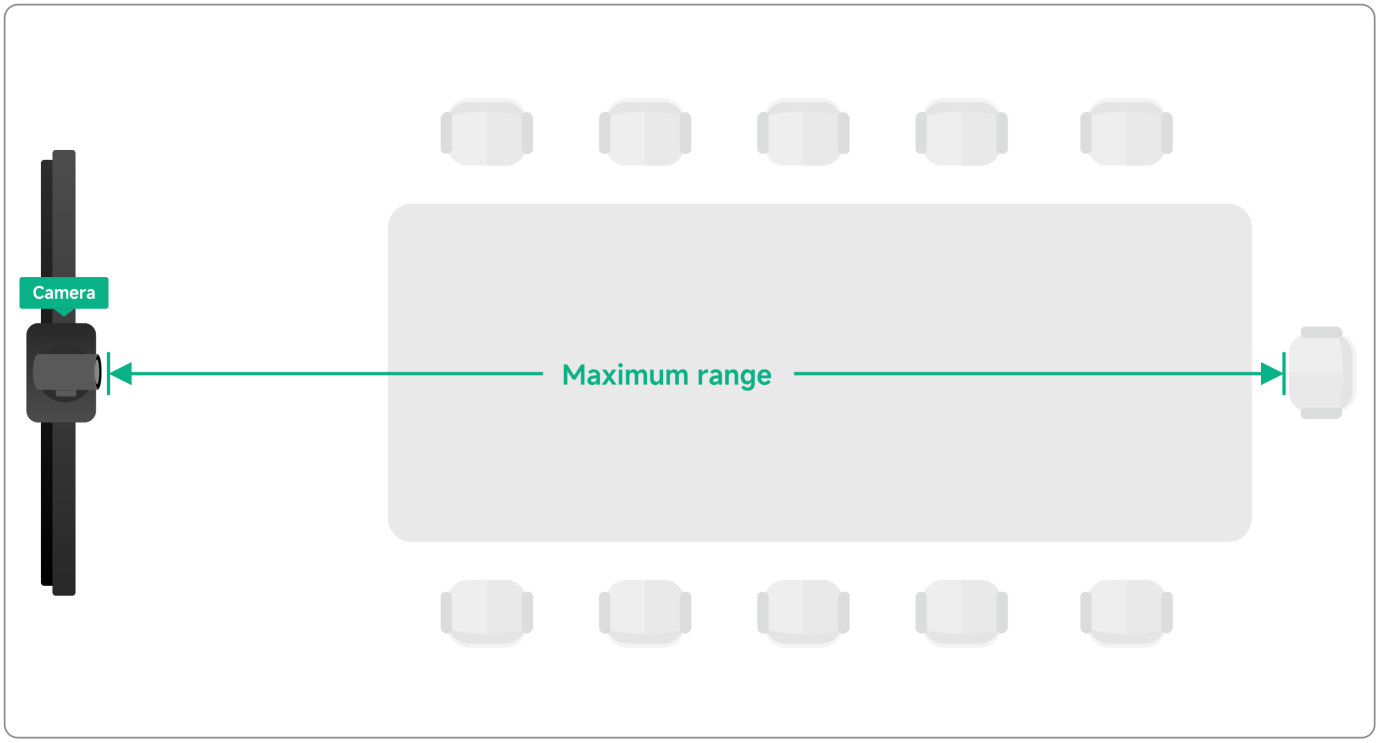

- The two cameras should be within 10 cm of each other and on the same plane.

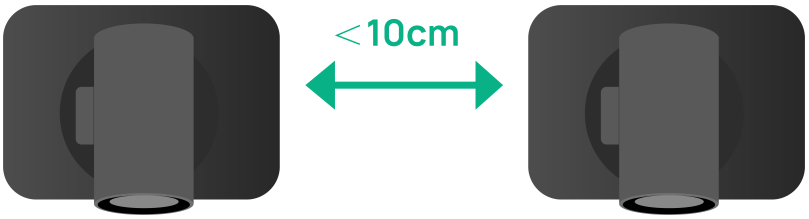

Deployment Method

Below the TV

Deploy the cameras below the TV, ensuring the camera base is higher than the table.

Above the TV

In the following situations, it is recommended to place the cameras above the TV:

- If your cameras cannot be placed below the TV, they can be placed above it. However, this will result in a slightly downward view, and participants seated at the front of the table may appear somewhat tilted.
- If there is more than one row of people on one side, it is recommended that the cameras be placed above the TV to avoid blocking participants in the back row.

Left and right sides of the TV

The cameras on the left and right sides of the TV are installed at a height of 1.8 m to 2.4 m.

Cameras Deployment Effect

- Two Cameras Deployment

- Three Cameras Deployment

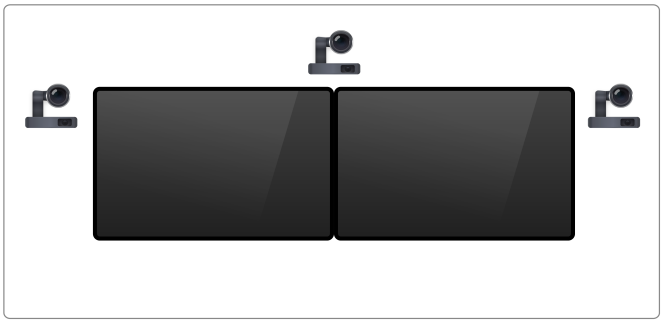



- Four Cameras Deployment

Coverage Requirement

The secondary lens of the cameras above and below the TV should cover all participants.

- UVC86: 110 °HFOV
- SmartVision 80: 98 °HFOV